


Photographic
Journey of the
Making of a
Morgan Plus 4



Udaya Goel



Amongst cars, the Morgan roadster for several decades has been a handmade quintessential British sports car. These cars, coach-built on an ash frame represent from the early 50s to date a very likeable machine. They have had, beginning from the Ferguson-Triumph 4-Cylinder engine to a BMW engine. Like some sports cars such as the AC Cobra and a few of the MGs, etc. replicas over a period of time have also been hand-built by various experts. Mr. Tutu Dhawan in India is an automobile engineer who undertook the making of a Morgan Plus 4 with a 4-Cylinder Isuzu engine. In this booklet, you will find a pictorial timeline of the making of this Morgan sportscar.

- Udaya Goel

The Journey



	5	Inspiration
Suspension	7	
	9	Body
Rear	11	
	13	Engine
Front	16	
	19	Steering Wheel
Carburettors	23	
	24	Final Look

Inspiration



This is what inspired Mr. Dhawan.



The assembled chassis rails of the Morgan.


Suspension



Sliding Pilar Suspension in pieces.



The front left suspension in place.



Complete front suspension with axels and wire wheels.

Body




The fibreglass body being assembled.



The rear fiberglass body and scuttle in place.

Rear



Inner Tail Reinforcements.




All handmade Morgan tail in place.



The Morgan Tail with the spare wheel mounted.

Engine



The Twin-Inlet Manifolds being made.



The 1800cc Isuzu engine mounted at the front end.





The 5-Speed Isuzu Gear Box in running.

Front




Fibreglass front end in the making.



Grille Cowl in place and the grille leaves are being tested for fitting.




The grille leaves after being chromed.



Front end ready with the Morgan badge.

Steering Wheel




Steering wheel boss being made



Steering Parts are ready for fitment.




Parts that make the Steering wheel.



The Steering wheel being casted.




The Steering frame fitted with the spokes.



The finished steering after polish.

Carburettors



The twin SU Carburettors in place with the engine.



Final Look



The Morgan's Louvered Bonnet




The complete car showing the cabin and the rear end.



Pure leather hand made interior with the steering wheel and the veneered dashboard.



The complete car with aero screens.



2020

Udaya Goel

The Doon School

Contact: +91 9599963550

Email: udaya.6.2021@doonschool.com